

Cycle Noah Sync Webinar



Agenda

- 1. Host Introduction**
- 2. Product Overview**
- 3. Setup and Migration Overview**
- 4. Live Demo**
- 5. Tips and Tricks**
- 6. FAQ**
- 7. Q&A**

Host Introduction



Dan Sellers
Sycle Sales Team Lead

Cycle Noah Sync Overview

- 1. Sync or Swim**
- 2. Remove double entry**
- 3. Data available in real time**
- 4. Disaster recovery = Piece of Mind**
- 5. Clean-up NOAA data**
- 6. FREE!**

Setup and Migration Overview

- 1. Export Data**
- 2. Upload to Sycle**
- 3. Convert NOAH License**
- 4. Install Sycle NOAH Sync**
- 5. Install License**
- 6. Unmatched Records**

Step 1: Export Noah Data

The screenshot shows the Noah 4 software interface. The 'File' menu is open, and the 'Export Patients' option is highlighted with a red arrow. The main window displays patient information for 'Test 3, Test 3' and an empty 'Latest Audiogram' graph. The graph has a y-axis from -10 to 120 and an x-axis with labels 125, 250, 500, 1k, 2k, 4k, 8k. The text 'No Audiogram' is displayed in the center of the graph. The 'Sessions' panel is empty. The 'Patient Comments' panel is empty. The 'Devices' panel shows fields for 'Right ear' and 'Left ear' with sub-fields for 'SN:', 'Fitting:', and 'Remote:'. The 'Contact Information' panel is empty. The status bar at the bottom shows 'User: ABC', 'Server: VIOLA-PC', and 'Patient: Test 3, Test 3'.

File Edit View Setup Help

Journal Module Questionnaire Module

Test 3, Test 3 () Born 0 Gender Soc. Sec. No.

Latest Audiogram

125 250 500 1k 2k 4k 8k

-10
0
10
20
30
40
50
60
70
80
90
100
110
120

No Audiogram

Sessions

Patient Comments

Devices

Right ear: Left ear:

SN: SN:

Fitting: Fitting:

Remote:

Contact Information

First name Last name

Test	Test
Test 2	Test 2
Test 3	Test 3

User: ABC Server: VIOLA-PC Patient: Test 3, Test 3

Step 2: Upload to Cycle

The screenshot shows a web browser window with the address bar displaying `https://sycle.sharefile.com/share/upload/c06c5d3e2f1d41f8`. The page title is "Citrix ShareFile". The main content area is titled "File Request from sycle support at sycle". Below this title is a file selection area containing one item: "Your PC - Noah Data.nhax" with a size of "1.11 KB". At the bottom left of the page, there is a blue "Upload" button. A red arrow points from the right side of the page towards the "Upload" button.

ShareFile - Where Companies Co x +

← → ↻ 🔒 `https://sycle.sharefile.com/share/upload/c06c5d3e2f1d41f8` ☆ 👤 ⋮

Citrix ShareFile

File Request from sycle support at sycle

1 item [Clear All](#) [+ Add more](#)

× ?	Your PC - Noah Data.nhax	1.11 KB
-----	--------------------------	---------

Upload

Step 3: Convert Noah License


HIMSA License Management Sys x +

← → ↻ ⓘ Not secure | registration.himsa.dk ☆ ⓘ ⋮

h HIMSA homepage HIMSA Policy for the Protection of User Data

Welcome to the Noah License Registration Page ● License Registration Support

Please choose your preferred language first. Then enter the License Registration Number which appears on your Noah Proof of Purchase certificate.



License Registration Number: - - -

IMPORTANT : As of October 1st 2013, HIMSA no longer supports NOAH 3 and it will no longer be possible to download a NOAH 3 license. For more information on upgrading to Noah 4, [click here](#) or contact your Noah distributor.

Copyright© 2000, HIMSA a/s. All Rights Reserved.
himsa@himsa.dk

Registration

Step 4: Download Converted License

HIMSA License Management Sys x

Not secure | registration.himsa.dk

HIMSA homepage

HIMSA Policy for the Protection of User Data

License Registration Support

If your download does not begin within 30 seconds, [click here](#).

If you have problems with the registration of your Noah software, please contact HIMSA.

North America and South America
Rest of World

Registration

License Registration Support

User Account Control

Do you want to allow the following program from an unknown publisher to make changes to this computer?

Program name: License.exe
Publisher: Unknown
File origin: Downloaded from the Internet

Show details Yes No

[Change when these notifications appear](#)

NOTE: After you download the file, please follow these guidelines:

- IMPORTANT:** ONLY install your license file on Noah System Non-Network or Noah Network Server. Do NOT install this file on Noah Network Client.
- Save your license file to the computer on which you are running Noah System Non-network or Noah Server. (NOTE: If you cannot currently access this computer, save the file to a floppy disk. Then save the file to that computer.) Remember this location.
- Make sure Noah System is installed on your computer before installing your license file.
- Close Noah System if it is running.
- Double-click on the license file.

Copyright© 2000, HIMSA a/s. All Rights Reserved.
himsa@himsa.dk



License.exe Show all

Step 4: Download Installer

The screenshot shows a web browser window with the URL <https://web.cycle.net/products/noah-sync/>. The page features the Cycle logo and navigation links for SYCLE PRO, PRICING, SYCLE RESOURCES, SIGN UP, FREE DEMO, CYCLE BLOG, and SIGN IN. A list of features is displayed on the left, including Resource Calendaring, Text, Email Appointment Reminders, To-Do Center, Total Inventory Management, Drag & Drop Appointments, Automated Call List, and Calendar Sync. The main content area highlights that Cycle NOAH Sync is the only practice management software in the audiology industry, certified for NOAH version 4.9.1. It offers access to test results and fitting information anywhere, anytime. A red arrow points to the link "Download the NOAH Sync Installer". Below this link, a list of benefits is provided: NEW! Ensure hearing test data automatically populates in Cycle, Avoid double data entry, Access your data anywhere, anytime from any machine with NOAH installed, Share data between workstations and locations, no networking required, and Migrate existing NOAH data to Cycle patient record. A chatbot icon is visible in the bottom right corner with a notification badge.

NOAH Sync - Cycle - Office Man: x

← → ↻ 🔒 <https://web.cycle.net/products/noah-sync/> ☆ 🛡️ ⋮

 SYCLE PRO PRICING SYCLE RESOURCES SIGN UP **FREE DEMO** CYCLE BLOG SIGN IN 

Resource Calendaring *

Text, Email Appointment Reminders **

To-Do Center *

Total Inventory Management *

Drag & Drop Appointments

Automated Call List

Calendar Sync

THE COMPLETE PATIENT PROFILE

CaptionCall *

Customizable Patient Charts *

Integrated Physician Reporting *

NOAH Sync


Sycle NOAH Sync is the only practice management software in the audiology industry, certified for NOAH version 4.9.1. Our integration is unparalleled.

Access all of your test results and fitting information anywhere, anytime with NOAH Sync. Launch NOAH directly from within Sycle, sync audiometric data from your PC based audiometer, and automatically save it to your patient file in Sycle.

[Download the NOAH Sync Installer](#) ←

- **NEW!** Ensure hearing test data automatically populates in Sycle
- Avoid double data entry
- Access your data anywhere, anytime from any machine with NOAH installed
- Share data between workstations and locations, no networking required
- Migrate existing NOAH data to Sycle patient record

or give us a call at **888.881.7925**

What brings you to Sycle today? 

https://www.cycle.net/support/SycleNoahSync4.9.238/sns_49238_complete_installer.zip

Step 5: Extract File

The screenshot shows a web browser window with the Sycle website open. The website has a navigation menu on the left with items like 'Resource Calendaring', 'Text, Email Appointment Rem', 'To-Do Center', 'Total Inventory Management', 'Drag & Drop Appointments', 'Automated Call List', 'Calendar Sync', 'CaptionCall', 'Customizable Patient Charts', 'Integrated Physician Reporting', 'NOAH Sync', and 'eClaims'. The main content area features the Sycle logo and a 'SIGN IN' button. A Windows File Explorer window is overlaid on the browser, showing the path 'QBTestingOnly > Downloads > sns_49238_complete_installer'. The 'Extract all files' button is highlighted with a red arrow. The File Explorer window shows a table of files:

Name	Type	Compressed size	Password ...	Size
Application Files	File folder			
dotnetfx46	File folder			
setup	Application	256 KB	No	
SNS4.Bundle.Setup	ClickOnce Application De...	7 KB	No	

At the bottom of the browser window, there is a chatbot icon with a red '2' notification and a speech bubble that says 'What brings you to Sycle today?'. Below the chatbot, there is a list of features, including 'Migrate existing NOAH data to Sycle patient record'.

Step 6: Run File As Admin

The screenshot shows a web browser window displaying the NOAH Sync website. The browser's address bar shows the URL <https://web.sycle.net/products/noah-sync/>. The website content includes the 'sycle' logo, 'sycle PRO', and a section titled 'MUST-HAVES FOR AN EFFICIENT CALENDAR' with various features listed. A Windows File Explorer window is overlaid on the browser, showing the path 'QBTestingOnly > Downloads > sns_49238_complete_installer'. The file list contains 'Application Files', 'dotnetfx46', 'setup' (787 KB), and 'SNS-...' (13 KB). A context menu is open over the 'setup' file, and a red arrow points to the 'Run as administrator' option. The status bar at the bottom of the File Explorer shows 'setup Application' with a date modified of '1/24/2020 8:20 AM' and a size of '786 KB'. A 'Download the NOAH Sync Installer' link is visible at the bottom of the browser window.

NOAH Sync - Sycle - Office Man... x

https://web.sycle.net/products/noah-sync/

NOAH Sync

NOAH Sync

call at

NOAH Sync

Download the NOAH Sync Installer

Name	Date modified	Type	Size
Application Files	1/24/2020 8:20 AM	File folder	
dotnetfx46	1/24/2020 8:20 AM	File folder	
setup	1/24/2020 8:20 AM	Application	787 KB
SNS-...	4/2020 8:20 AM	ClickOnce Applica...	13 KB

setup Application Date modified: 1/24/2020 8:20 AM Date created: 10/16/2018 4:46 PM Size: 786 KB

Demo!

Install and Walkthrough

Tips and Tricks

- 1. Clean-up NOAH data before migration**
- 2. Export / Import and merge files**
- 3. Save installation package and license to thumb drive**
- 4. Make sure to unzip the installation file**
- 5. Run installation as administrator**
- 6. Use Excel to do unmatched at once**

FAQ

- 1. Can I search by serial number?** No, there is not a way to search for a specific serial number in NOAH. You can search for a serial number in Sycle's advanced search and locate it that way.
- 2. Will Sycle do the installations?** We will be more than happy to assist on any installs that you are doing. Sycle will do a professional install at \$99 per workstation, if you choose.
- 3. What if I do not have access to the internet?** There is an offline mode setting, but you can access your fitting and audiometer software from within Sycle through offline mode.
- 4. Do I need to match every single unmatched record?** No, you can match as many or as few as you want to.
- 5. Will I need to update my fitting software?** Yes. When you run the NOAH Sync install, it will see what modules you're currently running in NOAH on that machine. If you need to update those modules, you will need to do so on each machine that you have NOAH Sync.
- 6. What version of NOAH does Sycle run?** We are currently on NOAH 4.9.
- 7. Can I go back to NOAH Standalone if I do not like it?** Yes. We can help you re-setup with NOAH standalone, if you choose.
- 8. Where do I access my fitting sessions?** Your fitting sessions will show up when you launch NOAH for the patient.

Questions?

Q & A

Thank you!



The number one hearing care and audiology practice management software

Please join our upcoming weekly webinars:

Sycle eDocs: Thursday, May 14, 2020 | 9:30am PT / 12:30pm ET

Sycle eClaims: Thursday, June 4th, 2020 | 9:30am PT / 12:30pm ET